

**WelTrans™
Viral Transport Medium**

Catalog Number **UM 01-1000**
UM 01-0500
UM 01-0003

Storage Temperature 2~8°C, Do not freeze

Details of Supplier

Company: Welgene Co., Ltd.,
Address: 693, Namcheon-ro, Namcheon-myeon,
Gyeongsan-si, Gyeongsangbuk-do,
South Korea
Telephone: +82 53-811-7081

Intended Use

This product is a sample transport medium designed to collection, transport and store specimen taken from patient's nasal mucosa or nasal concha for purpose of diagnosis.




Description

This product is based on Hank's balanced salt solution. The system has a stable pH and osmotic pressure, which provides a appropriate transport and storage environment for specimen. In addition, since it contains appropriate protein components, it maintains the stabilization of the sample, and antibiotic is included to minimize contamination of bacteria and fungi during transportation to maintain virus samples under prescribed conditions for routine nucleic acid extraction, genetic testing and PCR testing, etc.

Storage/Stability

The liquid medium should be stored at 2~8°C in the dark. Deterioration of the liquid medium may be recognized by (1) precipitate or particulate matter throughout the solution, (2) cloudy appearance, (3) color change, and/or (4) pH change. The nature of supplements added may affect storage conditions and shelf life of the medium. Product label bears expiration date.

Appearance/Specification

Cat. No.	Specification	Appearance	Special feature
1. UM 01-1000	Viral Transport Medium 1L, single		• Light Yellow transparent solution
2. UM 01-0500	Viral Transport Medium 500mL, single		• Light Yellow transparent solution
3. UM 01-0003	Viral Transport Medium 3mL, single		• Light Yellow transparent solution • Storage tube

Components/Content

Components	Blending purposes	content(%)	Remark
Hank's Balanced Salt Solution (HBSS)	Sample maintenance environment	97~98% (v/v)	With Calcium With Magnesium Without Phenol Red
Fetal bovine serum (FBS)	Maintain sample stability	2% (v/v)	Heat-inactivated
Gentamicin Sulfate	Control of microbial contamination	1% less than (w/v)	
Amphotericin B	Control of microbial contamination	1% less than (w/v)	

Product Profile

Appearance	Light Yellow transparent solution
pH at RT	7.0 ~ 7.6
Osmolality	Report Result
Sterility	Sterilized by 0.4µm filtration system. Sterility tests are performed in accordance with protocols described in USP.

How to use

1. Preparation before use

- 1) Check the expiration date of the product and do not use products that have expired.
- 2) Do not use the product if it is damaged or foreign substances are found in the product.
- 3) If necessary, dispense the appropriate amount of product into a suitable container.
- 4) Validity of the product is verified when used with sample collection equipment such as cotton swabs.

2. Inspection process

- 1) Samples are collected from nasal cavity and mouth using appropriate instruments such as cotton swabs.
- 2) Open the lid of a busy container or product, put the sampling tool in the medium, and then close it tightly by inoculating the sample or filling it with the sampling tool.
- 3) Properly transport samples in accordance with appropriate procedures.

*note. New samples should be delivered to the testing agency within 48 hours at 2 to 8°C.

Precautions for Use

1. This product should only be used by qualified or trained personnel.
2. It should only be used for in vitro diagnosis.
3. Do not use it if it has expired.
4. Do not use it if it is broken or any foreign matter is found.
5. Proper protective equipment must be worn before use.
6. Storage should be kept at 2 to 8 °C before opening and do not freeze
7. If possible, use the full amount after opening, and in unavoidable circumstances, the storage after opening should also be keep at 2 to 8 °C and do not freeze.
8. Handle samples with care as they may be infection.
9. Do not use if contents are leaked out to containers
10. Sterilize and dispose of finished products through high-pressure sterilization process.

Preparation/revision

Date of preparation: 2020. 06. 09

Date of last revision:

References

Leland, D.S. 1992. Concepts of clinical diagnostic virology, p. 3-43, In E.H. Lennette (ed.), Laboratory Diagnosis of Viral Infections, Second Edition. Marcel Dekker, Inc., New York.
Johnson, F.B. 1990. Transport of Viral Specimens. Clinical Microbiology Reviews 3(2):120-131.
Biosafety in Microbiological and Biomedical Laboratories (BMBL), current edition CLSI Standard, M40-A2; Quality Control of Microbiological Transport Systems; Approved Standard-Second Edition

WG-IFU-UM01 (Rev.00)